




McLachlan Manufacturing

Manufacturer of the Expediter

Presents...



The ~~E~~XPEDITER


The EXPEDITER is the most advanced material handling system available in the industry. It allows the component sawyer to select lumber lengths from any bay on the EXPEDITER in 30 seconds or less. Have your sawyer cutting lumber instead of waiting on lumber!

The installation can be completed in a weekend by a factory trained field technician and ready for operation the next business day.

An increase in saw productivity of 40% has been documented in plants that are now using the EXPEDITER.

Best Investment – Minimum Cost – Maximum Return

The EXPEDITER



Saves Time

The EXPEDITER can be loaded with lengths up to 20 feet. Have cut material ready in advance of jigs and free-up forklift for other uses. Keep your expensive component saws always working.


Reduce Saw Costs

The EXPEDITER is located and loaded so that lumber lengths rotate up parallel to the saw and even with the lumber stop. The speed of component saws can be fully utilized. Lumber is always ready to cut, and sawyer fatigue is minimized.



Heavy Duty Construction

Since the EXPEDITER is operated by hydraulics, there are no switches or electric motors exposed to weather. The unique drive system eliminates any chance of material or stickers jamming the wheels. A slab is not necessary, the EXPEDITER can be installed on any surface.



**McLachlan
Manufacturing**

Manufacturer of the Expediter

For additional information and video packet
P.O. Box 5415, Grants Pass, Oregon 97527
Phone (541) 471-0615 - Fax (541) 474-7509